

Scaled data based on original data using
LM-79-08 Approved Method: Electrical and Photometric Measurements of Solid-
State Lighting Products

Test Report Prepared for
Cooper Lighting Solutions
(formerly Eaton)

Brand: STREETWORKS

Report Number: P458674

Luminaire Tested: **GLAN-SA2B-735-U-T1**

Issue Date: 1/4/2021

Test Information

Test Method: LM-79-08
Report Number: P458674
TEST IS SCALED FROM IESNA LM-79-08 TEST DATA (G3-2011-042-5)
Test Lab: INNOVATION CENTER
Issue Date: 1/4/2021
Manufacturer: COOPER LIGHTING SOLUTIONS (FORMERLY EATON)
Product Line: STREETWORKS
Catalog Number: GLAN-SA2B-735-U-T1
Description: GALLEON AREA AND ROADWAY LUMINAIRE
(2) 70 CRI, 3500K, 800mA LIGHTSQUARES WITH 16 LEDS EACH AND TYPE I OPTICS
Light Source: -
Ballast/Driver: ELECTRONIC DRIVER

Summary

Lumens per Lamp: N/A
Luminaire Lumens: 10641 lumens
Efficiency: N/A
Efficacy: 129.8 lumens/watt
Luminous Opening: Rectangular (W 0.5' x L: 1' x H: 0')
IES Classification: Type I - Short
BUG Rating: B3 - U0 - G3

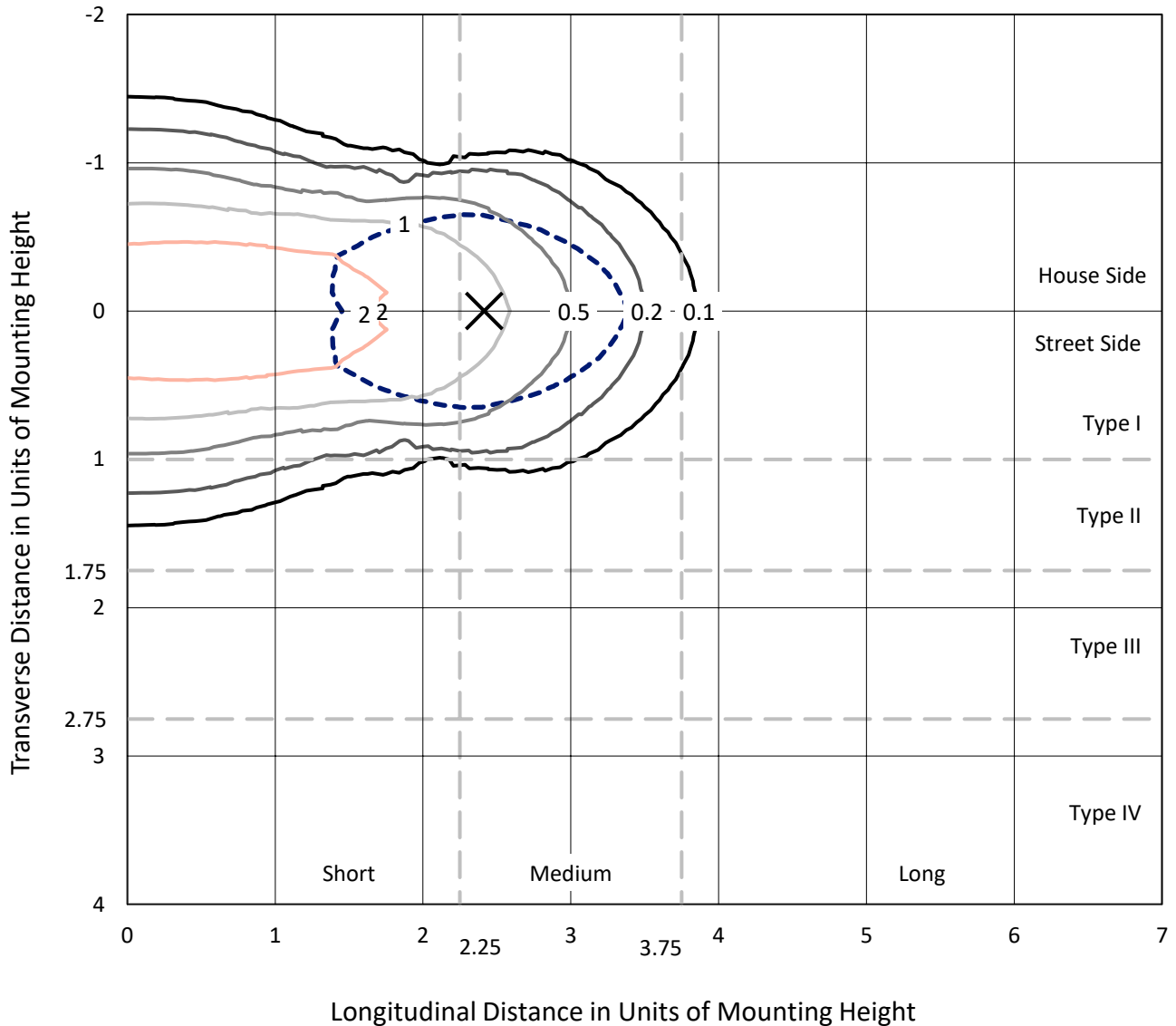
Input Watts (W): 82
Input Voltage (V): NR
Input Current (A_{in}): NR
Voltage Rise (V): NR
Power Factor: NR
Total Harmonic Distortion (THDi): NR
Frequency (hertz): 60
Stabilization Time: NR
Operation Time: NR
Ambient Temperature (°C): NR
Test Distance: 24 FT



REPORT NUMBER: P458674
 CATALOG NUMBER: GLAN-SA2B-735-U-T1

Iso-Footcandle Lines of Horizontal Illumination

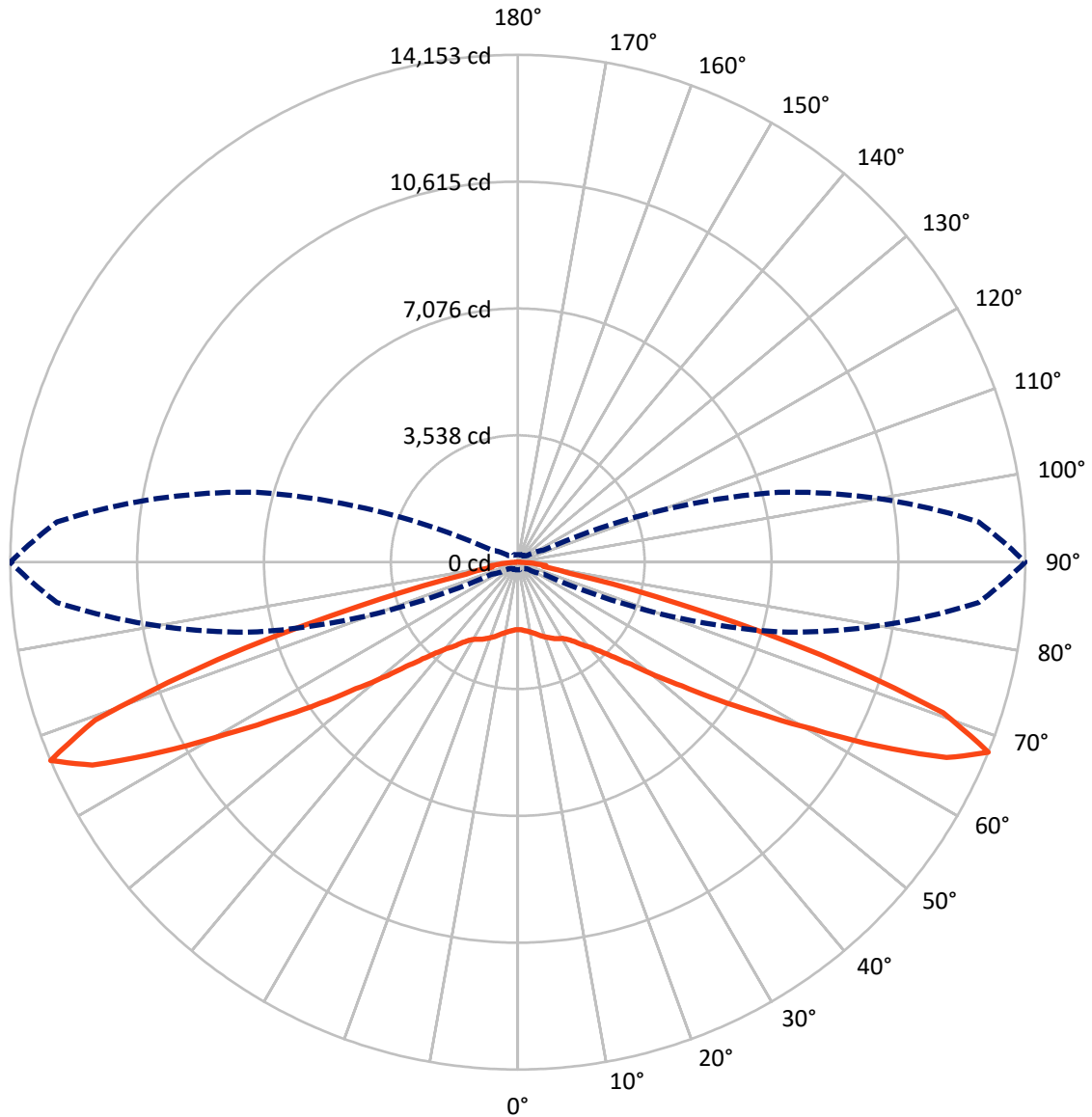
× Max cd
 - - - 1/2 Max cd



Based on 25 foot mounting height. Maximum calculated value = 3.2 fc
 Type I - Short - N/A

REPORT NUMBER: P458674
CATALOG NUMBER: GLAN-SA2B-735-U-T1

Luminous Intensity Polar Plot



— Vertical Plane Through 90-Deg Lateral - - - Horizontal Cone Through 67.5-Deg Vertical

REPORT NUMBER: P458674

CATALOG NUMBER: GLAN-SA2B-735-U-T1

FLUX DISTRIBUTION:

		Downward	Upward	Total
House Side	Lumens	5320.5	0.0	5320.5
	% Fixture	50.0	0.0	50.0
Street Side	Lumens	5320.5	0.0	5320.5
	% Fixture	50.0	0.0	50.0
Total	Lumens	10641.0	0.0	10641.0
	% Fixture	100.0	0.0	100.0

ZONAL LUMENS:

Zone	Lumens	% Fixture
0°-10°	187.8	1.8
10°-20°	600.9	5.6
20°-30°	1005.8	9.5
30°-40°	1362.5	12.8
40°-50°	1725.9	16.2
50°-60°	2156.0	20.3
60°-70°	2534.3	23.8
70°-80°	969.5	9.1
80°-90°	98.2	0.9
90°-100°	0.0	0.0
100°-110°	0.0	0.0
110°-120°	0.0	0.0
120°-130°	0.0	0.0
130°-140°	0.0	0.0
140°-150°	0.0	0.0
150°-160°	0.0	0.0
160°-170°	0.0	0.0
170°-180°	0.0	0.0
0°-90°	10641.0	100.0
0°-180°	10641.0	100.0

Coefficient of Utilization



REPORT NUMBER: P458674

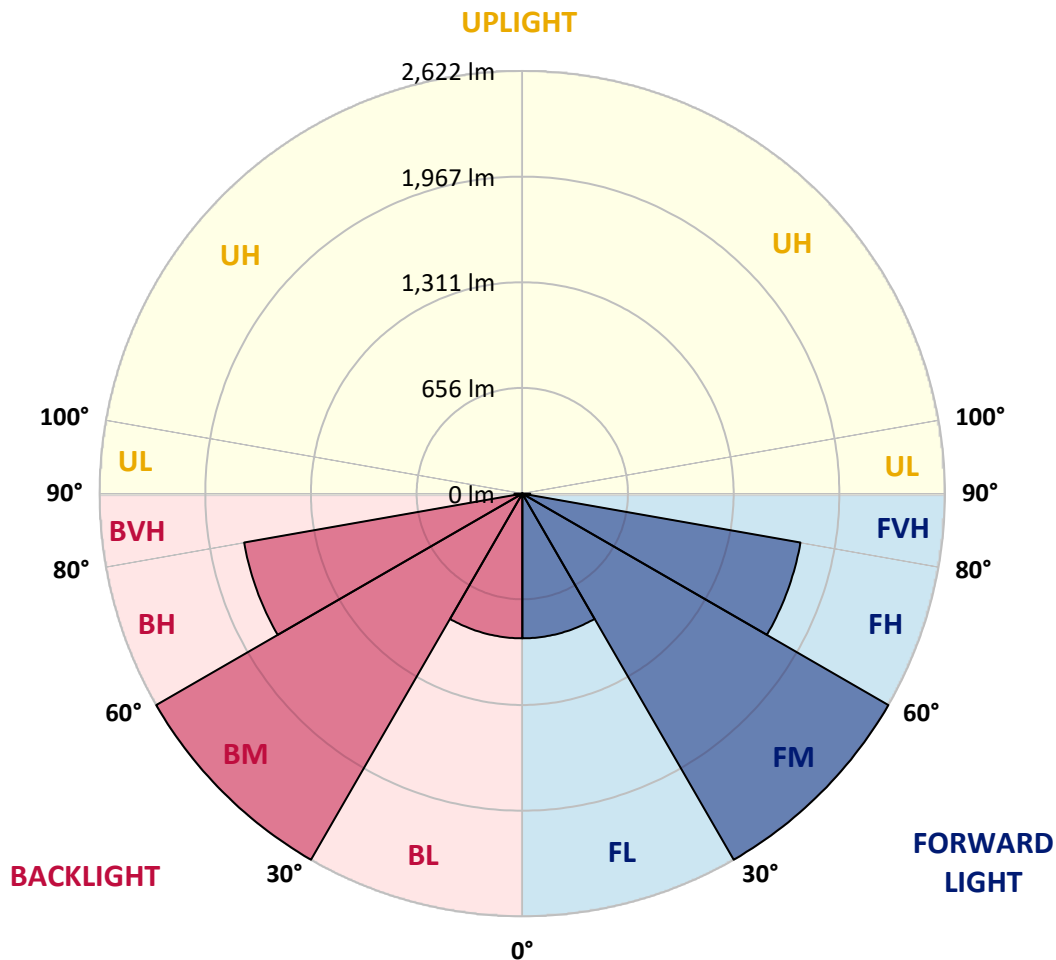
CATALOG NUMBER: GLAN-SA2B-735-U-T1

LUMINAIRE CLASSIFICATION SYSTEM LUMEN TABLE AND BUG RATING:

Zone	Lumens	% Fixture	Zone Rating/Lumen Limit		
			B	U	G
FL (0°-30°)	897.2	8.4			
FM (30°-60°)	2622.2	24.6			
FH (60°-80°)	1751.9	16.5			G1/1800
FVH (80°-90°)	49.1	0.5			G1/100
BL (0°-30°)	897.2	8.4	B2/1000		
BM (30°-60°)	2622.2	24.6	B3/5000		
BH (60°-80°)	1751.9	16.5	B3/2500		G3/2500
BVH (80°-90°)	49.1	0.5			G1/100
UL (90°-100°)	0.0	0.0		U0/0	
UH (100°-180°)	0.0	0.0		U0/0	

BUG Rating: B3-U0-G3

Type I Short





REPORT NUMBER: P458674
 CATALOG NUMBER: GLAN-SA2B-735-U-T1

CANDELA DISTRIBUTION (FULL):

	0°	5°	15°	25°	35°	45°	55°	65°	75°	85°	90°
0°	1883.8	1883.8	1883.8	1883.8	1883.8	1883.8	1883.8	1883.8	1883.8	1883.8	1883.8
2.5°	1907.9	1906.8	1907.4	1906.8	1908.5	1907.4	1900.3	1894.4	1889.7	1890.3	1888.5
5°	1948.6	1949.2	1949.8	1946.8	1951.0	1948.6	1937.4	1928.0	1918.6	1915.0	1913.8
7.5°	1982.2	1985.1	1986.9	1989.9	1996.9	1996.9	1991.0	1977.5	1956.9	1945.1	1944.5
10°	2015.8	2018.1	2023.4	2032.9	2044.6	2055.8	2053.5	2035.2	2008.7	1988.7	1984.0
12.5°	2027.6	2030.5	2048.2	2075.3	2101.8	2123.6	2123.6	2108.9	2074.7	2044.1	2035.2
15°	1986.3	1991.6	2023.4	2081.2	2150.7	2198.4	2209.0	2188.4	2151.9	2104.8	2094.1
17.5°	1904.4	1917.4	1963.9	2049.4	2164.9	2263.8	2294.5	2284.5	2237.3	2177.2	2164.9
20°	1816.6	1830.8	1880.3	1993.4	2153.1	2302.1	2391.1	2393.5	2335.1	2247.9	2229.7
22.5°	1720.0	1730.6	1794.2	1926.8	2117.7	2311.0	2474.2	2514.9	2435.9	2318.6	2292.7
25°	1611.6	1623.3	1689.9	1833.1	2051.1	2301.0	2550.2	2639.8	2541.4	2394.1	2361.1
27.5°	1507.9	1512.6	1583.9	1729.4	1963.3	2275.0	2606.2	2754.7	2658.0	2456.5	2414.7
30°	1408.3	1419.5	1482.5	1626.3	1862.6	2224.4	2654.5	2885.5	2783.6	2521.9	2468.3
32.5°	1302.8	1316.4	1384.7	1530.2	1761.8	2148.4	2684.0	3028.7	2958.6	2628.0	2570.8
35°	1201.5	1210.3	1279.2	1420.6	1663.4	2060.0	2689.3	3190.1	3184.2	2788.9	2712.8
37.5°	1097.7	1110.7	1180.2	1315.8	1559.1	1966.3	2662.8	3361.6	3456.5	3012.2	2930.3
40°	998.2	1009.4	1077.7	1214.4	1440.7	1852.0	2599.7	3518.3	3774.1	3242.0	3125.9
42.5°	889.7	892.7	967.5	1106.6	1324.6	1719.4	2509.0	3658.0	4128.2	3550.1	3405.8
45°	766.6	774.3	843.8	980.5	1191.4	1570.9	2385.8	3773.5	4577.2	3977.3	3780.5
47.5°	643.4	649.9	713.6	848.5	1045.9	1400.6	2196.1	3874.8	5038.0	4520.0	4261.9
50°	523.2	526.8	578.6	698.2	882.1	1221.5	1961.0	3907.2	5558.9	5288.4	4959.0
52.5°	413.6	418.9	458.4	552.1	707.1	1010.0	1707.0	3827.1	6166.9	6199.4	5735.0
55°	335.3	337.0	366.5	435.4	552.7	788.4	1400.6	3603.8	6821.0	7366.6	6774.4
57.5°	288.7	289.9	306.4	344.7	425.4	594.5	1086.6	3181.3	7408.5	8734.2	7973.0
60°	262.2	262.8	272.2	294.6	337.0	456.1	778.4	2585.0	7988.3	10256.2	9462.5
62.5°	245.7	245.7	252.2	264.6	285.2	350.0	563.9	1864.9	8385.4	11800.6	11298.6
65°	229.8	229.8	234.5	243.4	254.6	286.4	416.6	1216.2	8375.4	12925.5	13145.3
67.5°	211.5	211.5	215.1	223.9	230.4	246.3	321.7	796.6	7523.4	12900.7	14152.9
70°	189.7	189.7	194.4	202.1	207.4	217.4	254.0	545.0	5527.0	11015.2	12586.7
72.5°	167.9	168.5	171.5	179.1	183.3	189.1	210.9	381.8	3390.5	7500.4	8800.8
75°	143.8	145.0	147.9	155.6	159.1	161.5	177.9	272.2	1715.3	4043.9	4604.3
77.5°	116.1	118.4	120.2	128.5	130.8	134.3	146.7	196.8	753.0	1453.1	1466.0
80°	84.9	87.8	93.1	100.8	102.5	104.9	112.0	139.6	341.2	663.5	720.6
82.5°	62.5	66.6	60.1	70.1	70.1	67.2	79.0	93.7	156.7	657.0	786.0
85°	34.2	34.8	31.2	35.9	38.3	37.7	41.8	46.0	76.0	438.4	451.9
87.5°	8.2	8.8	9.4	11.2	13.6	13.6	14.7	13.0	24.7	142.0	81.3
90°	0.0	0.0	0.0	0.0	0.0	0.0	0.0	0.0	0.0	0.0	0.0

(END OF REPORT)